



# ENGLOS

EQUIPAMIENTO INDUSTRIAL  
— BY BOLSEROX —



**CATÁLOGO - CAM & GROOVE**

## Cam & Groove > Standard cam & groove



Part A - Male adapter / Female thread

| Size   | AL           | BR           | PP           | SS           |
|--------|--------------|--------------|--------------|--------------|
| 1/2"   | HS-AL-A-0050 | HS-BR-A-0050 | HS-PP-A-0050 | HS-SS-A-0050 |
| 3/4"   | HS-AL-A-0075 | HS-BR-A-0075 | HS-PP-A-0075 | HS-SS-A-0075 |
| 1"     | HS-AL-A-0100 | HS-BR-A-0100 | HS-PP-A-0100 | HS-SS-A-0100 |
| 1-1/4" | HS-AL-A-0125 | HS-BR-A-0125 | HS-PP-A-0125 | HS-SS-A-0125 |
| 1-1/2" | HS-AL-A-0150 | HS-BR-A-0150 | HS-PP-A-0150 | HS-SS-A-0150 |
| 2"     | HS-AL-A-0200 | HS-BR-A-0200 | HS-PP-A-0200 | HS-SS-A-0200 |
| 2-1/2" | HS-AL-A-0250 | HS-BR-A-0250 |              | HS-SS-A-0250 |
| 3"     | HS-AL-A-0300 | HS-BR-A-0300 | HS-PP-A-0300 | HS-SS-A-0300 |
| 4"     | HS-AL-A-0400 | HS-BR-A-0400 | HS-PP-A-0400 | HS-SS-A-0400 |
| 5"     | HS-AL-A-0500 | HS-BR-A-0500 |              | HS-SS-A-0500 |
| 6"     | HS-AL-A-0600 | HS-BR-A-0600 |              | HS-SS-A-0600 |



Part B - Female coupler / Male thread

| Size   | AL           | BR           | PP           | SS           |
|--------|--------------|--------------|--------------|--------------|
| 1/2"   | HS-AL-B-0050 | HS-BR-B-0050 | HS-PP-B-0050 | HS-SS-B-0050 |
| 3/4"   | HS-AL-B-0075 | HS-BR-B-0075 | HS-PP-B-0075 | HS-SS-B-0075 |
| 1"     | HS-AL-B-0100 | HS-BR-B-0100 | HS-PP-B-0100 | HS-SS-B-0100 |
| 1-1/4" | HS-AL-B-0125 | HS-BR-B-0125 | HS-PP-B-0125 | HS-SS-B-0125 |
| 1-1/2" | HS-AL-B-0150 | HS-BR-B-0150 | HS-PP-B-0150 | HS-SS-B-0150 |
| 2"     | HS-AL-B-0200 | HS-BR-B-0200 | HS-PP-B-0200 | HS-SS-B-0200 |
| 2-1/2" | HS-AL-B-0250 | HS-BR-B-0250 |              | HS-SS-B-0250 |
| 3"     | HS-AL-B-0300 | HS-BR-B-0300 | HS-PP-B-0300 | HS-SS-B-0300 |
| 4"     | HS-AL-B-0400 | HS-BR-B-0400 | HS-PP-B-0400 | HS-SS-B-0400 |
| 5"     | HS-AL-B-0500 | HS-BR-B-0500 |              | HS-SS-B-0500 |
| 6"     | HS-AL-B-0600 | HS-BR-B-0600 |              | HS-SS-B-0600 |



Part C - Female coupler / Hose tail

| Size   | AL           | BR           | PP           | SS           |
|--------|--------------|--------------|--------------|--------------|
| 1/2"   | HS-AL-C-0050 | HS-BR-C-0050 | HS-PP-C-0050 | HS-SS-C-0050 |
| 3/4"   | HS-AL-C-0075 | HS-BR-C-0075 | HS-PP-C-0075 | HS-SS-C-0075 |
| 1"     | HS-AL-C-0100 | HS-BR-C-0100 | HS-PP-C-0100 | HS-SS-C-0100 |
| 1-1/4" | HS-AL-C-0125 | HS-BR-C-0125 | HS-PP-C-0125 | HS-SS-C-0125 |
| 1-1/2" | HS-AL-C-0150 | HS-BR-C-0150 | HS-PP-C-0150 | HS-SS-C-0150 |
| 2"     | HS-AL-C-0200 | HS-BR-C-0200 | HS-PP-C-0200 | HS-SS-C-0200 |
| 2-1/2" | HS-AL-C-0250 | HS-BR-C-0250 |              | HS-SS-C-0250 |
| 3"     | HS-AL-C-0300 | HS-BR-C-0300 | HS-PP-C-0300 | HS-SS-C-0300 |
| 4"     | HS-AL-C-0400 | HS-BR-C-0400 | HS-PP-C-0400 | HS-SS-C-0400 |
| 5"     | HS-AL-C-0500 | HS-BR-C-0500 |              | HS-SS-C-0500 |
| 6"     | HS-AL-C-0600 | HS-BR-C-0600 |              | HS-SS-C-0600 |



Part D - Female coupler / Female thread

| Size   | AL           | BR           | PP           | SS           |
|--------|--------------|--------------|--------------|--------------|
| 1/2"   | HS-AL-D-0050 | HS-BR-D-0050 | HS-PP-D-0050 | HS-SS-D-0050 |
| 3/4"   | HS-AL-D-0075 | HS-BR-D-0075 | HS-PP-D-0075 | HS-SS-D-0075 |
| 1"     | HS-AL-D-0100 | HS-BR-D-0100 | HS-PP-D-0100 | HS-SS-D-0100 |
| 1-1/4" | HS-AL-D-0125 | HS-BR-D-0125 | HS-PP-D-0125 | HS-SS-D-0125 |
| 1-1/2" | HS-AL-D-0150 | HS-BR-D-0150 | HS-PP-D-0150 | HS-SS-D-0150 |
| 2"     | HS-AL-D-0200 | HS-BR-D-0200 | HS-PP-D-0200 | HS-SS-D-0200 |
| 2-1/2" | HS-AL-D-0250 | HS-BR-D-0250 |              | HS-SS-D-0250 |
| 3"     | HS-AL-D-0300 | HS-BR-D-0300 | HS-PP-D-0300 | HS-SS-D-0300 |
| 4"     | HS-AL-D-0400 | HS-BR-D-0400 | HS-PP-D-0400 | HS-SS-D-0400 |
| 5"     | HS-AL-D-0500 | HS-BR-D-0500 |              | HS-SS-D-0500 |
| 6"     | HS-AL-D-0600 | HS-BR-D-0600 |              | HS-SS-D-0600 |



Part E - Male adapter/ Hose tail

| Size   | AL           | BR           | PP           | SS           |
|--------|--------------|--------------|--------------|--------------|
| 1/2"   | HS-AL-E-0050 | HS-BR-E-0050 | HS-PP-E-0050 | HS-SS-E-0050 |
| 3/4"   | HS-AL-E-0075 | HS-BR-E-0075 | HS-PP-E-0075 | HS-SS-E-0075 |
| 1"     | HS-AL-E-0100 | HS-BR-E-0100 | HS-PP-E-0100 | HS-SS-E-0100 |
| 1-1/4" | HS-AL-E-0125 | HS-BR-E-0125 | HS-PP-E-0125 | HS-SS-E-0125 |
| 1-1/2" | HS-AL-E-0150 | HS-BR-E-0150 | HS-PP-E-0150 | HS-SS-E-0150 |
| 2"     | HS-AL-E-0200 | HS-BR-E-0200 | HS-PP-E-0200 | HS-SS-E-0200 |
| 2-1/2" | HS-AL-E-0250 | HS-BR-E-0250 |              | HS-SS-E-0250 |
| 3"     | HS-AL-E-0300 | HS-BR-E-0300 | HS-PP-E-0300 | HS-SS-E-0300 |
| 4"     | HS-AL-E-0400 | HS-BR-E-0400 | HS-PP-E-0400 | HS-SS-E-0400 |
| 5"     | HS-AL-E-0500 | HS-BR-E-0500 |              | HS-SS-E-0500 |
| 6"     | HS-AL-E-0600 | HS-BR-E-0600 |              | HS-SS-E-0600 |



Part F - Male adapter/ Male thread

| Size   | AL           | BR           | PP           | SS           |
|--------|--------------|--------------|--------------|--------------|
| 1/2"   | HS-AL-F-0050 | HS-BR-F-0050 | HS-PP-F-0050 | HS-SS-F-0050 |
| 3/4"   | HS-AL-F-0075 | HS-BR-F-0075 | HS-PP-F-0075 | HS-SS-F-0075 |
| 1"     | HS-AL-F-0100 | HS-BR-F-0100 | HS-PP-F-0100 | HS-SS-F-0100 |
| 1-1/4" | HS-AL-F-0125 | HS-BR-F-0125 | HS-PP-F-0125 | HS-SS-F-0125 |
| 1-1/2" | HS-AL-F-0150 | HS-BR-F-0150 | HS-PP-F-0150 | HS-SS-F-0150 |
| 2"     | HS-AL-F-0200 | HS-BR-F-0200 | HS-PP-F-0200 | HS-SS-F-0200 |
| 2-1/2" | HS-AL-F-0250 | HS-BR-F-0250 |              | HS-SS-F-0250 |
| 3"     | HS-AL-F-0300 | HS-BR-F-0300 | HS-PP-F-0300 | HS-SS-F-0300 |
| 4"     | HS-AL-F-0400 | HS-BR-F-0400 | HS-PP-F-0400 | HS-SS-F-0400 |
| 5"     | HS-AL-F-0500 | HS-BR-F-0500 |              | HS-SS-F-0500 |
| 6"     | HS-AL-F-0600 | HS-BR-F-0600 |              | HS-SS-F-0600 |



Part DC - Dust Cap

| Size   | AL            | BR            | PP            | SS            |
|--------|---------------|---------------|---------------|---------------|
| 1/2"   | HS-AL-DC-0050 | HS-BR-DC-0050 |               | HS-SS-DC-0050 |
| 3/4"   | HS-AL-DC-0075 | HS-BR-DC-0075 | HS-PP-DC-0075 | HS-SS-DC-0075 |
| 1"     | HS-AL-DC-0100 | HS-BR-DC-0100 | HS-PP-DC-0100 | HS-SS-DC-0100 |
| 1-1/4" | HS-AL-DC-0125 | HS-BR-DC-0125 |               | HS-SS-DC-0125 |
| 1-1/2" | HS-AL-DC-0150 | HS-BR-DC-0150 | HS-PP-DC-0150 | HS-SS-DC-0150 |
| 2"     | HS-AL-DC-0200 | HS-BR-DC-0200 | HS-PP-DC-0200 | HS-SS-DC-0200 |
| 2-1/2" | HS-AL-DC-0250 | HS-BR-DC-0250 |               | HS-SS-DC-0250 |
| 3"     | HS-AL-DC-0300 | HS-BR-DC-0300 | HS-PP-DC-0300 | HS-SS-DC-0300 |
| 4"     | HS-AL-DC-0400 | HS-BR-DC-0400 | HS-PP-DC-0400 | HS-SS-DC-0400 |
| 5"     | HS-AL-DC-0500 | HS-BR-DC-0500 |               | HS-SS-DC-0500 |
| 6"     | HS-AL-DC-0600 | HS-BR-DC-0600 |               | HS-SS-DC-0600 |



Part DP - Dust Plug

| Size   | AL            | BR            | PP            | SS            |
|--------|---------------|---------------|---------------|---------------|
| 1/2"   | HS-AL-DP-0050 | HS-BR-DP-0050 |               | HS-SS-DP-0050 |
| 3/4"   | HS-AL-DP-0075 | HS-BR-DP-0075 | HS-PP-DP-0075 | HS-SS-DP-0075 |
| 1"     | HS-AL-DP-0100 | HS-BR-DP-0100 | HS-PP-DP-0100 | HS-SS-DP-0100 |
| 1-1/4" | HS-AL-DP-0125 | HS-BR-DP-0125 |               | HS-SS-DP-0125 |
| 1-1/2" | HS-AL-DP-0150 | HS-BR-DP-0150 | HS-PP-DP-0150 | HS-SS-DP-0150 |
| 2"     | HS-AL-DP-0200 | HS-BR-DP-0200 | HS-PP-DP-0200 | HS-SS-DP-0200 |
| 2-1/2" | HS-AL-DP-0250 | HS-BR-DP-0250 |               | HS-SS-DP-0250 |
| 3"     | HS-AL-DP-0300 | HS-BR-DP-0300 | HS-PP-DP-0300 | HS-SS-DP-0300 |
| 4"     | HS-AL-DP-0400 | HS-BR-DP-0400 | HS-PP-DP-0400 | HS-SS-DP-0400 |
| 5"     | HS-AL-DP-0500 | HS-BR-DP-0500 |               | HS-SS-DP-0500 |
| 6"     | HS-AL-DP-0600 | HS-BR-DP-0600 |               | HS-SS-DP-0600 |

**Cam & Groove > Reducers and Increasesers**



Part CR- Reducer

| Size      | AL            | SS            |
|-----------|---------------|---------------|
| 2"X1-1/2" | HS-AL-CR-2015 | HS-SS-CR-2015 |
| 3"X2"     | HS-AL-CR-3020 | HS-SS-CR-3020 |
| 3"X4"     | HS-AL-CR-3040 | HS-SS-CR-3040 |
| 4"X3"     | HS-AL-CR-4030 | HS-SS-CR-4030 |



Part DD - Coupler x Coupler

| Size  | AL            | SS            |
|-------|---------------|---------------|
| 2"X2" | HS-AL-DD-2020 | HS-SS-DD-2020 |
| 3"X3" | HS-AL-DD-3030 | HS-SS-DD-3030 |
| 4"X4" | HS-AL-DD-4040 | HS-SS-DD-4040 |



**Part DA-Coupler x Adapter**

| Size      | AL            | SS            |
|-----------|---------------|---------------|
| 2"X1-1/2" | HS-AL-DA-2015 |               |
| 2"X3"     | HS-AL-DA-2030 | HS-SS-DA-2030 |
| 3"X1-1/2" |               |               |
| 3"X2"     | HS-AL-DA-3020 | HS-SS-DA-3020 |
| 3"X4"     | HS-AL-DA-3040 |               |
| 4"X2"     | HS-AL-DA-4020 |               |
| 4"X3"     | HS-AL-DA-4030 | HS-SS-DA-4030 |
| 4"X6"     | HS-AL-DA-4060 |               |

**Part AA-Adapter x Adapter**

| Size          | AL            | SS            |
|---------------|---------------|---------------|
| 1"X1"         |               | HS-SS-AA-1010 |
| 1-1/4"X1-1/4" |               | HS-SS-AA-1212 |
| 1-1/2"X1-1/2" | HS-AL-AA-1515 | HS-SS-AA-1515 |
| 1-1/2"X2"     |               | HS-SS-AA-1520 |
| 2"X2"         | HS-AL-AA-2020 | HS-SS-AA-2020 |
| 2"X2-1/2"     | HS-AL-AA-2025 | HS-SS-AA-2025 |
| 2"X3"         | HS-AL-AA-2030 | HS-SS-AA-2030 |
| 2"X4"         |               |               |
| 2-1/2"X2-1/2" | HS-AL-AA-2525 | HS-SS-AA-2525 |
| 3"X3"         | HS-AL-AA-3030 | HS-SS-AA-3030 |
| 3"X4"         | HS-AL-AA-3040 | HS-SS-AA-3040 |
| 4"X4"         | HS-AL-AA-4040 | HS-SS-AA-4040 |
| 4"X6"         |               | HS-SS-AA-4060 |

**Cam & Groove > DIN2828**



**DIN2828 Part A**

| Size   | SS                 |
|--------|--------------------|
| 3/4"   | HS-DN28-SS-A-0075  |
| 1"     | HS-DN28-SS-A-0100  |
| 1-1/4" | HS-DN28-SS-A-0125  |
| 1-1/2" | HS-DN28-SS-A-0150  |
| 2"     | HS-DN28-SS-A-0200  |
| 2-1/2" | HS-DN28-SS-A-0250  |
| 3"     | HS-DN28-SS-A-0300  |
| 4"     | HS-DN28-SS-A-04300 |



**DIN2828 Part D**

| Size   | SS                |
|--------|-------------------|
| 3/4"   | HS-DN28-SS-D-0075 |
| 1"     | HS-DN28-SS-D-0100 |
| 1-1/4" | HS-DN28-SS-D-0125 |
| 1-1/2" | HS-DN28-SS-D-0150 |
| 2"     | HS-DN28-SS-D-0200 |
| 2-1/2" | HS-DN28-SS-D-0250 |
| 3"     | HS-DN28-SS-D-0300 |
| 4"     | HS-DN28-SS-D-0400 |



DIN2828 Part C

| Size   | SS                |
|--------|-------------------|
| 3/4"   | HS-DN28-SS-C-0075 |
| 1"     | HS-DN28-SS-C-0100 |
| 1-1/4" | HS-DN28-SS-C-0125 |
| 1-1/2" | HS-DN28-SS-C-0150 |
| 2"     | HS-DN28-SS-C-0200 |
| 2-1/2" | HS-DN28-SS-C-0250 |
| 3"     | HS-DN28-SS-C-0300 |
| 4"     | HS-DN28-SS-C-0400 |



DIN2828 Part E

| Size   | SS                |
|--------|-------------------|
| 3/4"   | HS-DN28-SS-E-0075 |
| 1"     | HS-DN28-SS-E-0100 |
| 1-1/4" | HS-DN28-SS-E-0125 |
| 1-1/2" | HS-DN28-SS-E-0150 |
| 2"     | HS-DN28-SS-E-0200 |
| 2-1/2" | HS-DN28-SS-E-0250 |
| 3"     | HS-DN28-SS-E-0300 |
| 4"     | HS-DN28-SS-E-0400 |

**Cam & Groove > Cam & Groove accessoires**



Handle for Cam & Groove

| Size | SS            | BR            |
|------|---------------|---------------|
| 3/4" | HS-HA-SS-0075 | HS-HA-SS-0075 |
| 1"   | HS-HA-SS-0100 | HS-HA-SS-0100 |
| 2"   | HS-HA-SS-0200 | HS-HA-SS-0200 |
| 3"   | HS-HA-SS-0300 | HS-HA-SS-0300 |
| 6"   | HS-HA-SS-0600 | HS-HA-SS-0600 |



Gasket for Cam & Groove

| Size   | NBR            | VITON          | EPDM            |
|--------|----------------|----------------|-----------------|
| 1/2"   | HS-GA-NBR-0050 | HS-GA-VIT-0050 | HS-GA-EPDM-0050 |
| 3/4"   | HS-GA-NBR-0075 | HS-GA-VIT-0075 | HS-GA-EPDM-0075 |
| 1"     | HS-GA-NBR-0100 | HS-GA-VIT-0100 | HS-GA-EPDM-0100 |
| 1-1/4" | HS-GA-NBR-0125 | HS-GA-VIT-0125 | HS-GA-EPDM-0125 |
| 1-1/2" | HS-GA-NBR-0150 | HS-GA-VIT-0150 | HS-GA-EPDM-0150 |
| 2"     | HS-GA-NBR-0200 | HS-GA-VIT-0200 | HS-GA-EPDM-0200 |
| 2-1/2" | HS-GA-NBR-0250 | HS-GA-VIT-0250 | HS-GA-EPDM-0250 |
| 3"     | HS-GA-NBR-0300 | HS-GA-VIT-0300 | HS-GA-EPDM-0300 |
| 4"     | HS-GA-NBR-0400 | HS-GA-VIT-0400 | HS-GA-EPDM-0400 |
| 5"     | HS-GA-NBR-0500 | HS-GA-VIT-0500 | HS-GA-EPDM-0500 |
| 6"     | HS-GA-NBR-0600 | HS-GA-VIT-0600 | HS-GA-EPDM-0600 |

**Guillemin > Standard Guillemin**

MALE WITHOUT LATCH



FEMALE WITHOUT LATCH



HOSE TAIL WITH LATCH

MALE WITH LATCH



FEMALE WITH LATCH



CAP and LATCH with CHAIN



**Guillemin > Helical for composite hose**

MALE guillemin helicoidale



HOSE guillemin helicoidale



**DIN Standard > Tankwagon coupling DIN28450**

PART MK: with locking handle, female thread, nominal pressure



PART VB male plug, nominal pressure



PART VK: male coupling with female thread, nominal pressure



PARTMB: female cap, nominal pressure



**DIN Standard > DIN2817 safety clamp / DIN2817 fitting**

DIN2817 Safety clamp



DIN2817 fitting



**Quick connect > Universal: US & European**



US type Female end 2-lug



US type Hose end 2-lug



US type Male end 2-lug



Blank cap



US type Female end 4-lug



US type Hose end 4-lug

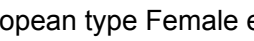


Three way end

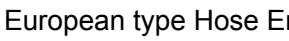


Gasket

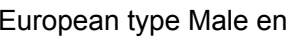
European type Female end



European type Hose End



European type Male end



**Quick connect > Ground joint – Air & Steam**

Ground joint coupling



Interlocking clamp



**Quick connect > Sandblast**

Nozzle holder



**Threaded & unthreaded > King combination nipple / Hose mender**

King combination nipple



Hose mender



**Suction & Delivery > Pin-Lug hose shank / Foot valve / Basket Strainer**

Pin-Lug hose shank



Foot valve



Basket strainer



**Hose clamp systems > T-bolt superior clamp / Spiral clamp / Worm drive clamp / Double bolt clamp**

T-bolt superior clamp



Spiral clamp



Worm drive clamp



Double bolt clamp



**Storz coupling > Male thread / Female thread / Cap / Hose tail**

Male thread

Female thread

Cap

Hose tail



**Miscellaneous > Washdown gun / Whipcheck safety cable / Bauer type coupling**

Washdown gun



Whipcheck safety cable



Bauer type coupling



Center punch tool





**COTIZA CON NOSOTROS**

+56 9 79909689 / [ventas@englos.cl](mailto:ventas@englos.cl) / [www.englos.cl](http://www.englos.cl)

**DISPONIBILIDAD Y CALIDAD**